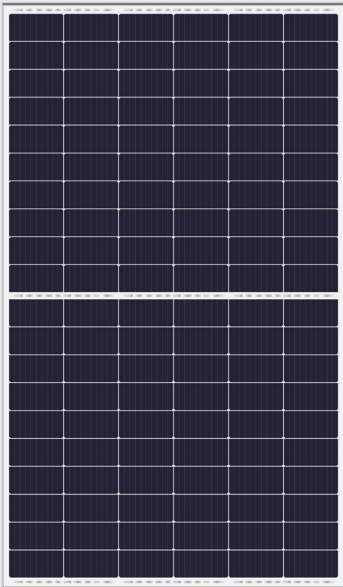


# YCM 120 CELL

Cast Mono

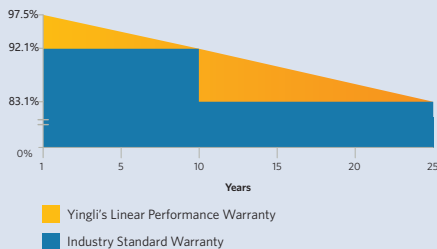


**22.1%**  
CELL EFFICIENCY

**12 YEAR**  
PRODUCT WARRANTY

**0-5W**  
POWER TOLERANCE

## 25 Years Linear Warranty



# IMPROVED POWER NEVER SETTLE FOR LESS

Choosing the best P-type Cast Mono cells, YCM series modules are making the best out of your system. Trust in the expertise of Yingli and well proven technology.



### Higher Durability

The multi-busbar design can decrease the risk of the cell micro-cracks and fingers broken.



### High Power Density

High conversion efficiency and more power output per square meter, by lower series resistance and improved light harvesting.



### Half-cell Design

Less energy loss caused by shading due to new cell string layout and split J-box, and lower cell connection power loss due to half-cell design.



### Bigger Cells with better performance

A slight increase of the size of our cells, Boosts the performance of the newest modules by six percent on average.

### Yingli Green Energy

Yingli Green Energy Holding Company Limited, known as "Yingli Solar", is one of the world's leading solar panel manufacturers with the mission to provide affordable green energy for all. Yingli Solar makes solar power possible for communities everywhere by using our global manufacturing and logistics expertise to address unique local challenges.

# YCM 120 CELL Cast Mono

## ELECTRICAL PERFORMANCE

### Electrical parameters at Standard Test Conditions (STC)

| Module type             |                  |   | YLxxxD-34d 1/2 (xxx=Pmax)<br>YLxxxD-34d 1500V 1/2 (xxx=Pmax) |       |       |       |
|-------------------------|------------------|---|--|-------|-------|-------|
| Power output            | $P_{max}$        | W | 360  | 365   | 370   | 375   |
| Power output tolerances | $\Delta P_{max}$ | W | 0 / + 5  |       |       |       |
| Module efficiency       | $\eta_m$         | % | 19.8   | 20.0  | 20.3  | 20.6  |
| Voltage at $P_{max}$    | $V_{mpp}$        | V | 33.65  | 33.85 | 34.05 | 34.25 |
| Current at $P_{max}$    | $I_{mpp}$        | A | 10.70  | 10.79 | 10.87 | 10.95 |
| Open-circuit voltage    | $V_{oc}$         | V | 40.85  | 41.05 | 41.25 | 41.45 |
| Short-circuit current   | $I_{sc}$         | A | 11.19  | 11.27 | 11.35 | 11.43 |

STC: 1000W/m<sup>2</sup> irradiance, 25°C cell temperature, AM1.5g spectrum according to EN 60904-3.  
Average relative efficiency reduction of 3.3% at 200W/m<sup>2</sup> according to EN 60904-1.

### Electrical parameters at Nominal Operating Cell Temperature (NOCT)

|                       |           |   |       |       |       |       |
|-----------------------|-----------|---|-------|-------|-------|-------|
| Power output          | $P_{max}$ | W | 266.7 | 270.4 | 274.1 | 277.8 |
| Voltage at $P_{max}$  | $V_{mpp}$ | V | 31.2  | 31.3  | 31.5  | 31.7  |
| Current at $P_{max}$  | $I_{mpp}$ | A | 8.56  | 8.63  | 8.70  | 8.76  |
| Open-circuit voltage  | $V_{oc}$  | V | 38.1  | 38.3  | 38.5  | 38.7  |
| Short-circuit current | $I_{sc}$  | A | 9.06  | 9.12  | 9.19  | 9.25  |

NOCT: open-circuit module operation temperature at 800W/m<sup>2</sup> irradiance, 20°C ambient temperature, 1m/s wind speed.

## THERMAL CHARACTERISTICS

|                                      |                |      |       |
|--------------------------------------|----------------|------|-------|
| Nominal operating cell temperature   | NOCT           | °C   | 45±2  |
| Temperature coefficient of $P_{max}$ | $\gamma$       | %/°C | -0.37 |
| Temperature coefficient of $V_{oc}$  | $\beta_{Voc}$  | %/°C | -0.29 |
| Temperature coefficient of $I_{sc}$  | $\alpha_{Isc}$ | %/°C | 0.06  |

## OPERATING CONDITIONS

|   |  |
|---|--|
| Max. system voltage                         | 1000V <sub>DC</sub> /1500V <sub>DC</sub> |
| Max. series fuse rating *                   | 20A                                      |
| Operating temperature range                 | -40°C to 85°C                            |
| Max. static load, front (e.g., snow)        | 5400Pa                                   |
| Max. static load, back (e.g., wind)         | 2400Pa                                   |
| Max. hailstone impact (diameter / velocity) | 25mm / 23m/s                             |

\* DO NOT CONNECT FUSE IN COMBINER BOX WITH TWO OR MORE STRINGS IN PARALLEL CONNECTION

## CONSTRUCTION MATERIALS

|                                       |                                 |
|---------------------------------------|---------------------------------|
| Front cover (material / thickness)    | low-iron tempered glass / 3.2mm |
| Cell (quantity / material)            | 120 / cast mono silicon         |
| Frame (material)                      | anodized aluminum alloy         |
| Junction box (protection degree)      | ≥ IP67                          |
| Cable (length / cross-sectional area) | 400(300)mm/ 4mm <sup>2</sup>    |

• Due to continuous innovation, research and product improvement, the specifications in this product information sheet are subject to change without prior notice. The specifications may deviate slightly and are not guaranteed.

• The data do not refer to a single module and they are not part of the offer, they only serve for comparison to different module types.

## QUALIFICATIONS & CERTIFICATES

IEC 61215, IEC 61730, CE, ISO 9001:2015, ISO 14001:2015, BS OHSAS 18001:2007, SA 8000



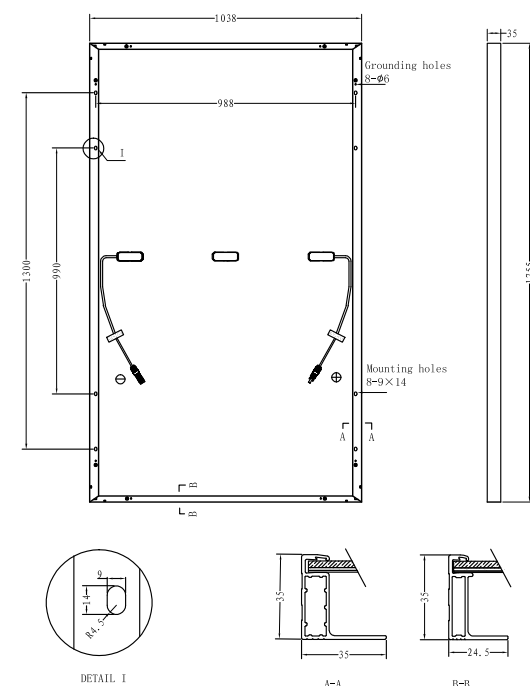
## GENERAL CHARACTERISTICS

|                        |                        |
|------------------------|------------------------|
| Dimensions (L / W / H) | 1755mm / 1038mm / 35mm |
| Weight                 | 19.5kg                 |

## PACKAGING SPECIFICATIONS

|                                      |                          |
|--------------------------------------|--------------------------|
| Number of modules per pallet         | 30                       |
| Number of pallets per 40' container  | 26                       |
| Packaging box dimensions (L / W / H) | 1795mm / 1110mm / 1185mm |
| Box weight                           | 620kg                    |

Unit: mm



**Warning:** Read the Installation and User Manual in its entirety before handling, installing and operating Yingli Solar modules.

Yingli Partners:



**Yingli Green Energy Holding Co., Ltd.**

service@yingli.com

Tel: +86-312-2188055

**YINGLISOLAR.COM**

