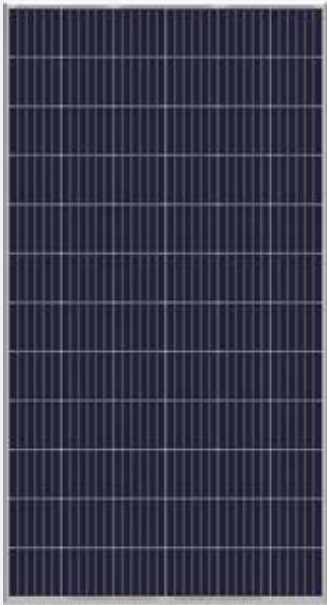


**YGE  
72 CELL  
SERIES 2  
1500V**

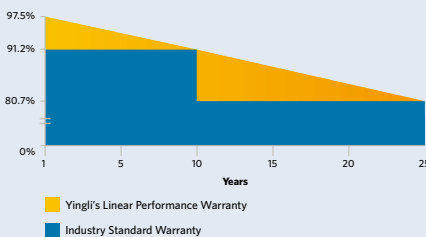


**18.5%**  
CELL EFFICIENCY

**10 YEAR**  
PRODUCT WARRANTY

**0-5W**  
POWER TOLERANCE

**25 Years Linear Warranty**



**HIGH VOLTAGE  
LESS SYSTEM COST**

With a maximum system voltage of 1500 volts, the next generation YGE 1500V Series Modules reduce balance-of-system costs and increase system-level energy yield in large-scale power plants.



**Costing Saving**

As YGE 1500V Series modules are allowing more modules per string the balance-of-system costs are reduced by less required combiner boxes, fuses and cables in large-scale projects.



**Increased Energy Yield**

By the higher system voltage line losses in cabling are reduced and the inverter efficiency is increased. This results in an up to 2% higher yield.



**PID Resistant**

Tested to the industry's most rigorous durability standards, YGE 1500V Series modules are PID-resistant in accordance to IEC 62804. To ensure PID-resistance at higher system voltages, these cells receive an extra layer of protective silicon nitride.



**Advanced Glass**

Our high-transmission glass features a unique anti-reflective coating that directs more light on the solar cells, resulting in a higher energy yield.

**Yingli Green Energy**

Yingli Green Energy Holding Company Limited (NYSE: YGE), known as "Yingli Solar," is one of the world's leading solar panel manufacturers with the mission to provide affordable green energy for all. Deploying more than 17GW solar panels worldwide, Yingli Solar makes solar power possible for communities everywhere by using our global manufacturing and logistics expertise to address unique local challenges.

# YGE 72 CELL SERIES 2 1500V

## ELECTRICAL PERFORMANCE

### Electrical parameters at Standard Test Conditions (STC)

Module type	YLxxxP-35b 1500V (xxx=P <sub>max</sub> )							
Power output	P <sub>max</sub>	W	330	325	320	315	310	305
Power output tolerances	ΔP <sub>max</sub>	W	0/+5					
Module efficiency	η <sub>m</sub>	%	17.0	16.7	16.5	16.2	15.9	15.7
Voltage at P <sub>max</sub>	V <sub>mpp</sub>	V	37.4	37.3	37.0	36.8	36.3	36.1
Current at P <sub>max</sub>	I <sub>mpp</sub>	A	8.84	8.72	8.64	8.56	8.53	8.45
Open-circuit voltage	V <sub>oc</sub>	V	46.4	46.3	46.0	45.7	45.6	45.4
Short-circuit current	I <sub>sc</sub>	A	9.29	9.24	9.18	9.12	8.99	8.93

STC: 1000W/m<sup>2</sup> irradiance, 25°C module temperature, AM1.5g spectrum according to EN 60904-3.  
Average relative efficiency reduction of 3.3% at 200W/m<sup>2</sup> according to EN 60904-1.

### Electrical parameters at Nominal Operating Cell Temperature (NOCT)

Power output	P <sub>max</sub>	W	240.7	237.1	233.4	229.8	226.1	222.5
Voltage at P <sub>max</sub>	V <sub>mpp</sub>	V	34.0	34.0	33.8	33.6	33.1	32.9
Current at P <sub>max</sub>	I <sub>mpp</sub>	A	7.07	6.98	6.91	6.85	6.82	6.76
Open-circuit voltage	V <sub>oc</sub>	V	42.8	42.8	42.5	42.2	42.1	41.9
Short-circuit current	I <sub>sc</sub>	A	7.51	7.47	7.42	7.37	7.27	7.22

NOCT: open-circuit module operation temperature at 800W/m<sup>2</sup> irradiance, 20°C ambient temperature, 1m/s wind speed.

## THERMAL CHARACTERISTICS

Nominal operating cell temperature	NOCT	°C	46 +/- 2
Temperature coefficient of P <sub>max</sub>	γ	%/°C	-0.42
Temperature coefficient of V <sub>oc</sub>	β <sub>Voc</sub>	%/°C	-0.32
Temperature coefficient of I <sub>sc</sub>	α <sub>Isc</sub>	%/°C	0.05

## OPERATING CONDITIONS

Max. system voltage	1500V <sub>DC</sub>
Max. series fuse rating	15A
Limiting reverse current	15A
Operating temperature range	-40°C to 85°C
Max. static load, front (e.g., snow)	5400Pa
Max. static load, back (e.g., wind)	2400Pa
Max. hailstone impact (diameter / velocity)	25mm / 23m/s
Module fire performance	Type 1

## CONSTRUCTION MATERIALS

Front cover (material / thickness)	low-iron tempered glass / 3.2mm
Cell (quantity / material / dimensions / number of busbars)	72 / multicrystalline silicon / 156.75mmx156.75mm(+/-0.25) / 4 or 5
Frame (material)	anodized aluminum alloy
Junction box (protection degree)	≥ IP67
Cable (length / cross-sectional area)	1100mm / 4mm <sup>2</sup>
Plug connector (type / protection degree)	MC4 / IP68 or Amphenol H4 / IP68 or Forsol SIKE6 / IP68 or Renhe RH05-8 / IP67

- Due to continuous innovation, research and product improvement, the specifications in this product information sheet are subject to change without prior notice. The specifications may deviate slightly and are not guaranteed.
- The data do not refer to a single module and they are not part of the offer, they only serve for comparison to different module types.

## QUALIFICATIONS & CERTIFICATES

UL1703, ISO 9001:2008, ISO 14001:2004, BS OHSAS 18001:2007, PV Cycle, SA 8000



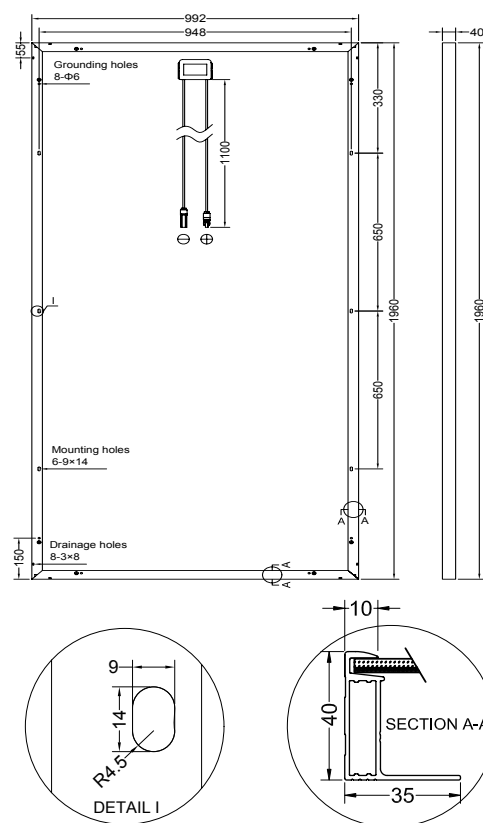
## GENERAL CHARACTERISTICS

Dimensions (L / W / H)	1960mm / 992mm / 40mm
Weight	22kg

## PACKAGING SPECIFICATIONS

Number of modules per pallet	26
Number of pallets per 40' container	24
Packaging box dimensions (L / W / H)	1995mm/1145mm/1170mm
Box weight	616kg

Unit: mm



**Warning:** Read the Installation and User Manual in its entirety before handling, installing, and operating Yingli Solar modules.

Yingli Partners:

**Yingli Green Energy Holding Co., Ltd.**

service@yingli.com

Tel: +86-312-2188055

**YINGLISOLAR.COM**

